




GRADE 2

Name: _____

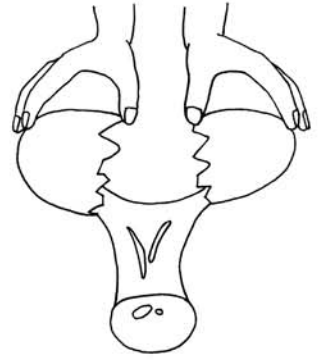
Jolly Body English




Workbook



E e

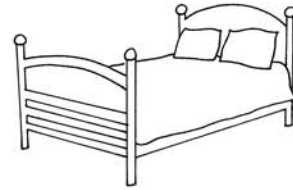


1



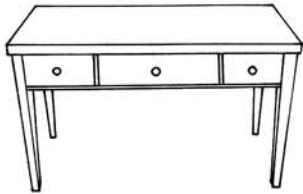
• • •

2




• • •

3




• • • •

4



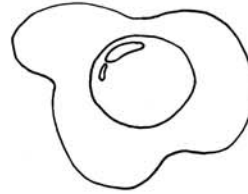
• — •

5




• • • •

6



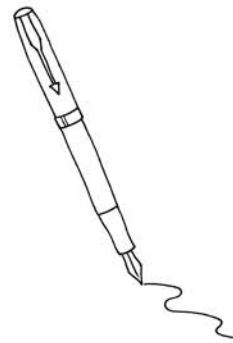
• —

7

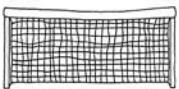


• • •


8



• • •



• • •



• • — • •



• • •





• • •


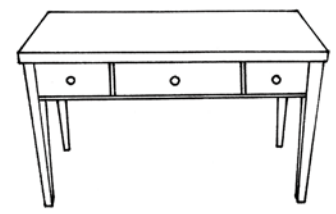

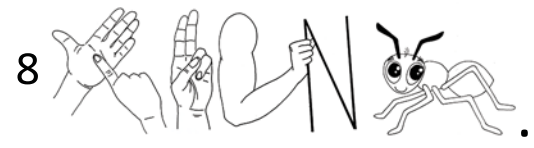




• • —

♥ Zakroužkuj slova, která začínají na samohlásku:



△ Přečti:

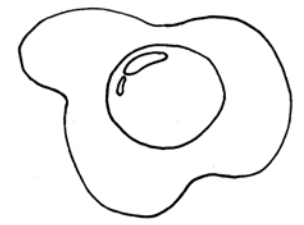
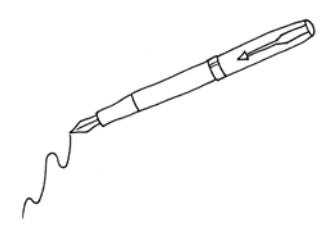
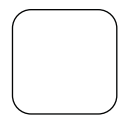
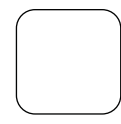
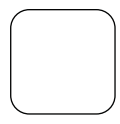
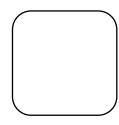
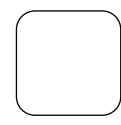
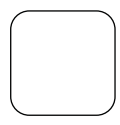
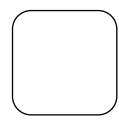
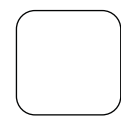
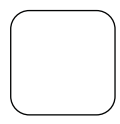
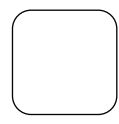
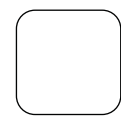
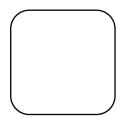
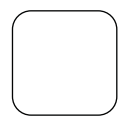


☆ a nebo an?

a




an



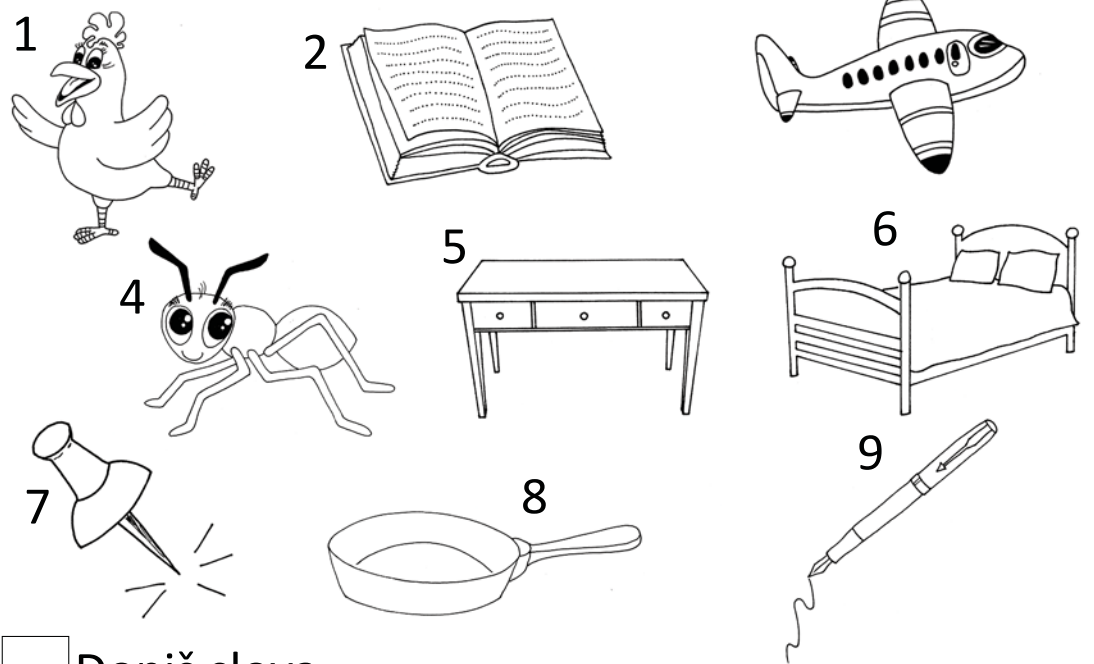
♥ Zopakuj si:



△ Vybarvi:



☆ Poslouchej a vybarvi:



□ Dopiš slova:

b . d 

b . d 

c . t 


h . n 

h . t 

r . d 

p . n 

p . n 

p . n 

e

4

♥ Vytvoř slova. Zakroužkuj hlásku, kterou slyšíš:



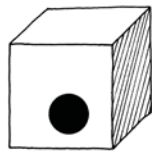
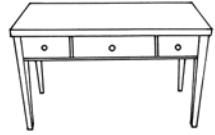
= **t e s t**

s t

e a

s t

t n



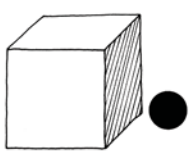
=

t p

a e

n t

n t





= . . .

n t

e a

n s



=

n p

e a

s t

s p



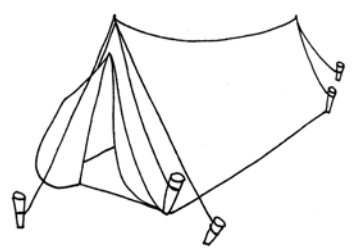
=

s t

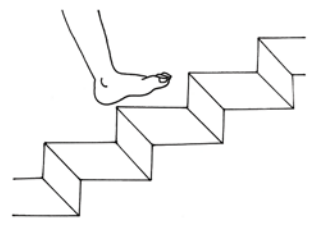
s t

i e

p s




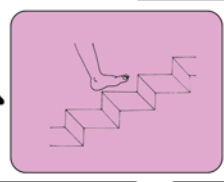
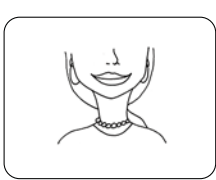


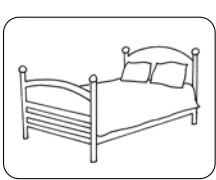
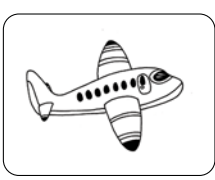



10

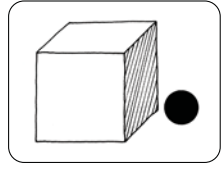
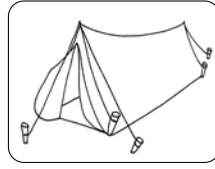




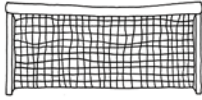
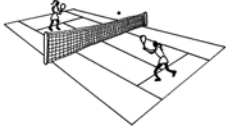




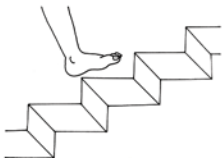

★ Barevně vyznač cestu slepice k vejci.

Můžeš jít jen po slovech s hláskou e:



10



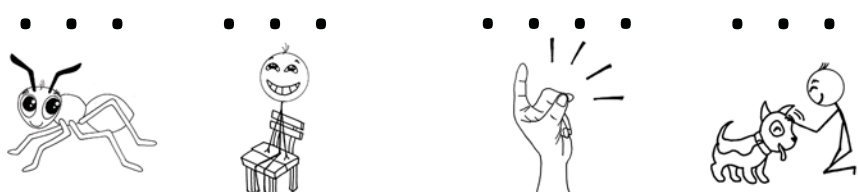
	přečti	napiš		
	net	. . .		sít, síťka
	tennis	. . _ . .		tenis
	pen	. . .		pero, propiska
	nest		hnízdo
	ten	. . .	10	deset
	test		písemka, zkoušet
	pet	. . .		domácí mazlíček
	step		schod, krok, šlápnout
	tent		stan


Přečti: sense set pest sent

smysl *set, složit* *škůdce* *poslaný*

Zopakuj si:

t n a t i s p n a s a p t

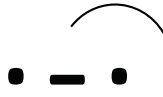
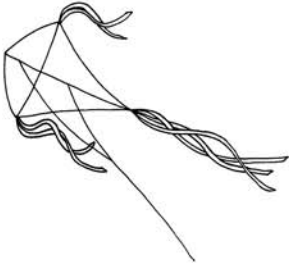




Kk



1



2



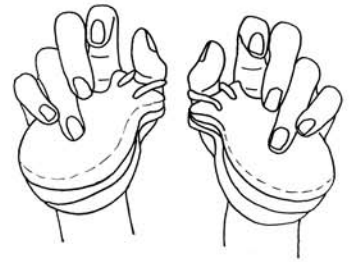
3



4



Cc




5



6





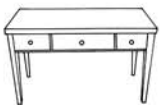
7



8



k



C



c-k



♥ Poslouchej, a číslicí zapiš pořadí:

1

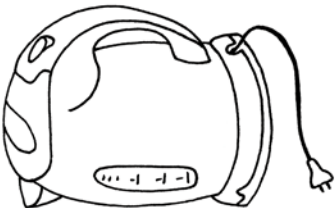


10

can


česky: *může, umí*

△ Je to pravda?

1		YES	NO
2		YES	NO
3		YES	NO
4		YES	NO
5		YES	NO
6		YES	NO
7		YES	NO
8		YES	NO
9		YES	NO



♥ Poslouchej a vybarvi:




△ Co nemůžeme vidět na obloze? Vyškrtni.

☆ Zakroužkuj slova, která začínají na hlásku c/k:




□ Řekni co vidíš na obrázcích:



○ Nakresli svůj popletený obrázek.

♥ Vytvoř slova:




= a..



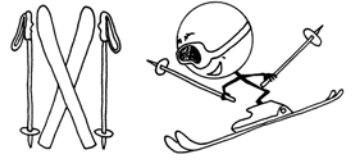
e a

s n

k t



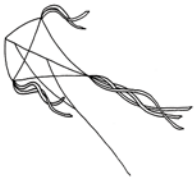
= ...



s p

t k

i a



= .. _

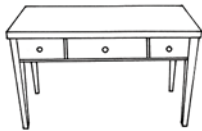


k n


e i

c s

t s



=

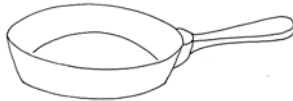



c s

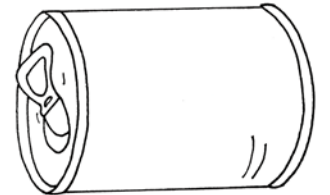
t k

i e

s p



= ...




c t

a i

t n

★ K nebo C?

Dopiš:


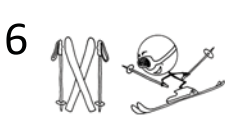


a s .

. a t

. i s s

. a n



. a p










s . i

s . i p

d e s .

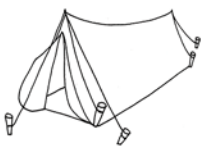
p i n .

d r i n .

přečti	napiš		
cat	. . .		kočka
cap	. . .		čepice
can	. . .	plechovka konzerva  	umět, moct
pink		růžový, -á, -é
kiss	. . _		políbit, polibek
ski	. . .		lyžovat, lyže
ask	. . .		ptát se, zeptat se
skip		skákat (přes švihadlo)

Přečti: insects skin picnic ink scan
hmyz kůže (lidská) piknik inkoust skenovat

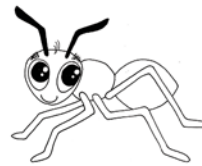
Doplň chybějící písmena:



t . . . t



. . . i



. . . t

10

t . . .



t . . . t



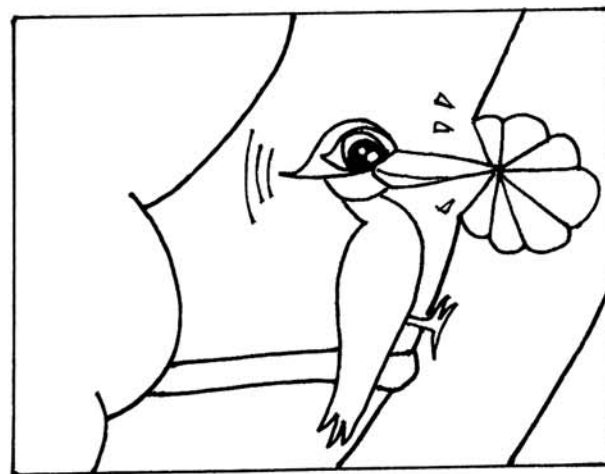

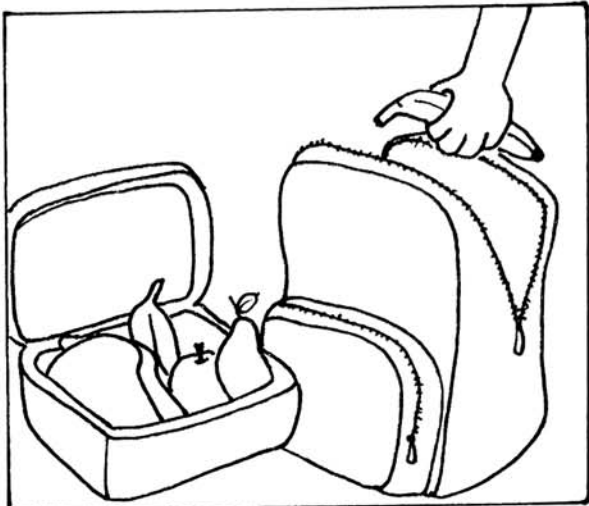



. . . . t

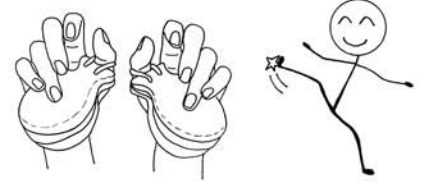
. . . t



. . . t



ck

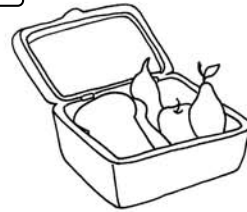


1



• • —

2




• • • —

3



• • —

4



• • —

5




• • —

6



• • —

7



• • —


8



• • —




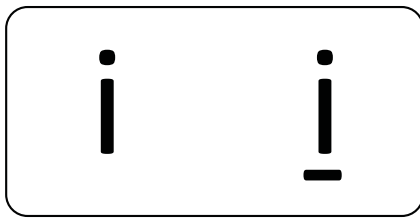
• • —



• • • —



stick



kite



♥ Přečti:

i - i - i - i - i - i - i - i - i - i - i - i - i

Já



Píšeme velkým písmenem.



☆ Jsou tyto věty pravdivé o tobě?

1 .

YES NO

2 .

YES NO

3 .

YES NO

4 .

YES NO

5 .

YES NO

6 .

YES NO

7 .

YES NO

8 .


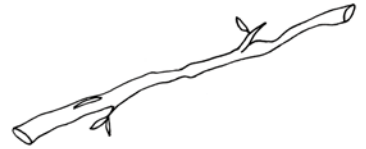
YES NO

9 .

YES NO

10 .


YES NO



△ Věty přečti a předved' pantomimou.

♥ Doplň chybějící hlásku:

1



p . n



p . n



p . n

2



p . ck



p . ck

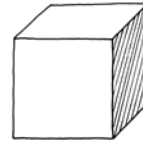


p . ck

3



. t



. t

4



s i .



s i _

5



p . t



p . t

6



c a .




c a .



c a .

7



. e .

10

. e .

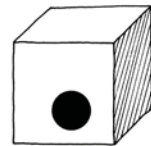
8



i .



i :



i .

9




t e . t



t e . t

10



. i ck



. i ck


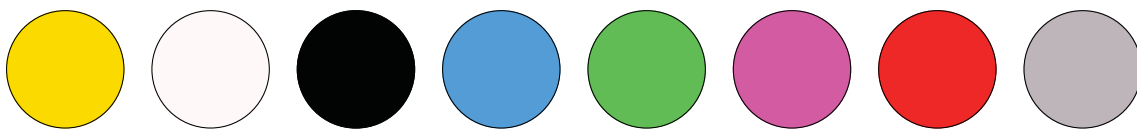


. i ck




. i ck


♡ Vybarvi každý obrázek jinou barvou:





☆ Dopiš podle svých obrázků tyto věty:


It is a  _____.

It is a  _____.


It is a  _____.

It is a  _____.


It is a  _____.

It is a  _____.

It is a  _____.

It is a  _____.

△ Zopakuj si:












□ Poslouchej a zakroužkuj slova, která uslyšíš.

○ Poslouchej znovu a nakresli tři obrázky:



přečti

napiš

stick	• • • —	 klacek, hůl, přilepit
snack	• • • —	 svačina
kick	• • —	 kopat, kop
sick	• • —	 nemocný, -á, é
tick	• • —	 odfajfkovat, klíště
pick	• • —	 sbírat, trhat
peck	• • —	 klovat
pack	• • —	 sbalit si (věci)
neck	• • —	 krk

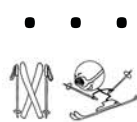
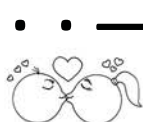
Přečti: tack


rack

sack

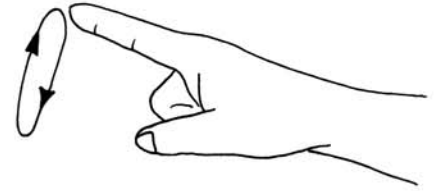
*připínáček**sušák na prádlo**pytel*

Zopakuj si:


s a k**s i s k****k i s****k i s p****a p c**



O o




1



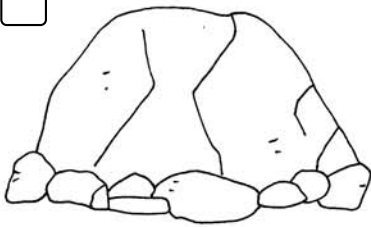
• • • •

2




• • • •

3



• • —

4



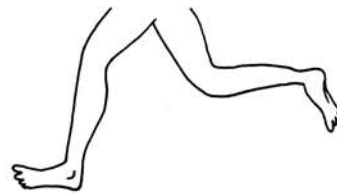
• • —

5




• • • • —

6



• • • •

7




• • ~ • • o

8



• • •




• • •








• • •









can









can't
může, umí *nemůže, neumí*













♥ Rozhodni a přečti:






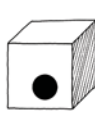


1      .






2        .








3         .




4      .

5      .

6         .

7      .

8        .




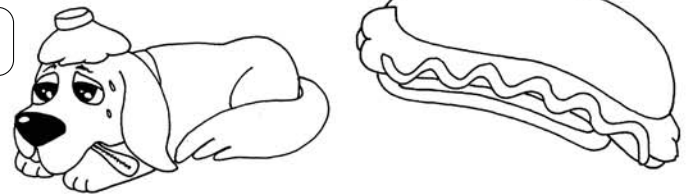
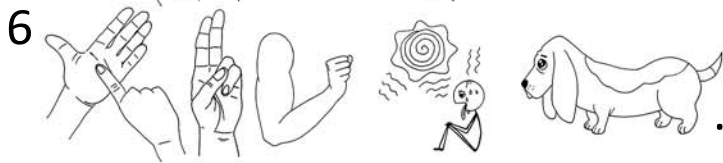





I ɔ̇ ɔ̇ ɔ̇

I ɔ̇ ɔ̇ ɔ̇ 't

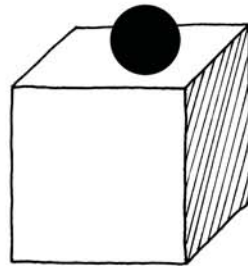
△ Dopiš tak, aby to byla pravda o tobě:

- I ɔ̇ ɔ̇ ɔ̇ x sit.
- ski.
- ask.
- pat a bad cat.
- pack a tent.

♥ Přečti obrázkovou větu a spoj s obrázkem:



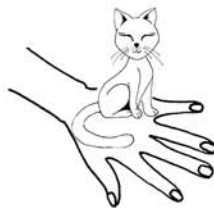


on



česky: na

△ Přečti:

on a rock



♥ Vytvoř slova:



t p




o e



t n

...



n s a o



c s



k t



s p

= . . - .



s k



t c




i o



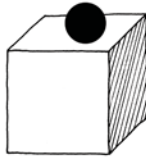
p n

=



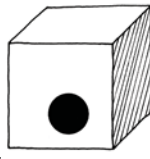
△ Zopakuj si:

on



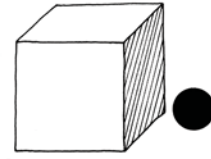
česky: na

in



česky: v

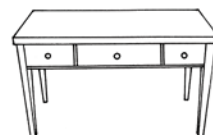
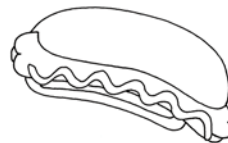

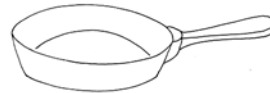
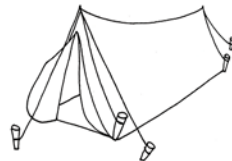


at




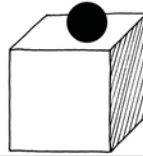


česky: u

★ Kde je žába?

Poslouchej a kresli:



	přečti	napiš	
	pot	• • •	 hrnec
	socks	• • _ •	 ponožky
	stop	• • • •	 zastavit
	on	• •	 na

Přečti: pop

*bouchnout,
vystřelit*

comic

*komik,
komiks*

top

*vrchol,
horní*

spot

*bod,
všimnout si*

Předved' pantomimou:

is

isn't

can

can't

sit

skip

step

stop

kiss

stick

pat

ask

tick

snap

drink

pick

peck

pack

test

ski



it

!

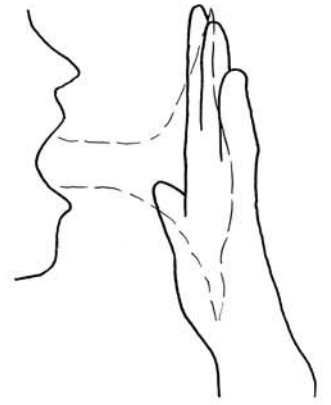
in

on

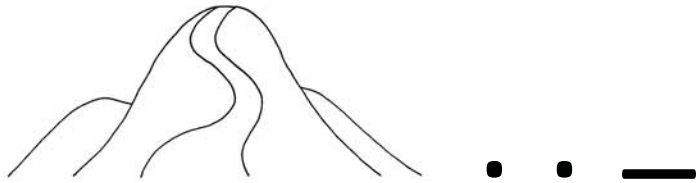
at



H h




1




2



3




4



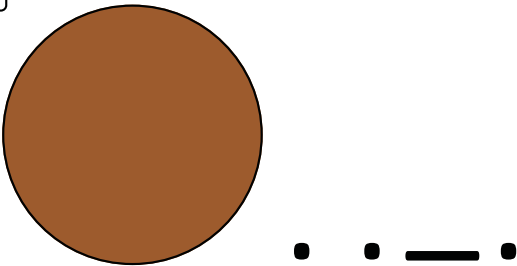
5




6



7



8



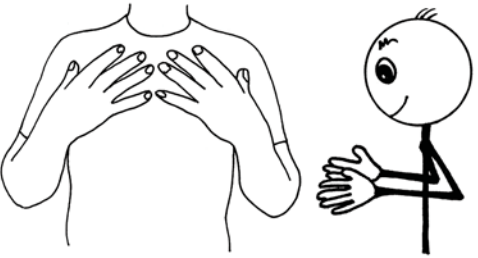
...

...

.....


...

..._...



I have


česky: Já mám



♥ Kdo řekl?

- 1 _____ : I have a .
- 2 _____ : I have a .
- 3 _____ : I have a .
- 4 _____ : I have a .
- 5 _____ : I have a .
- 6 _____ : I have a .





△ Poslouchej, očísľuj, vybarvi. Pak přečti:






1    



♥ Poslouchej, co o sobě řekla Hanna. Yes No




Přečti věty o Hanně.

Hanna can't click castanets.



Kde je ježek?

Poslouchej a kresli:




!n

..

..

..



..

..

..

..



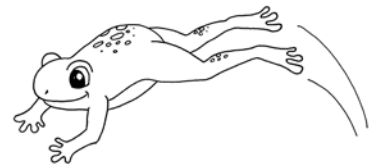
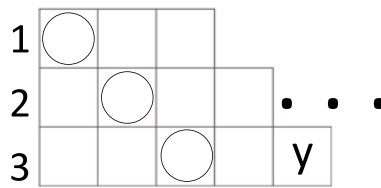
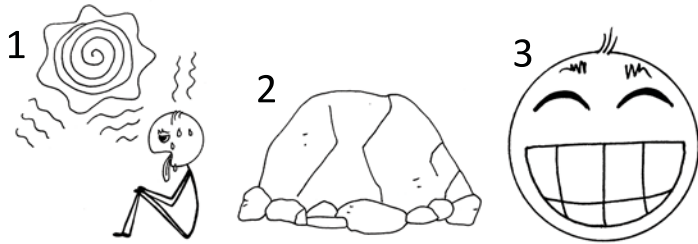

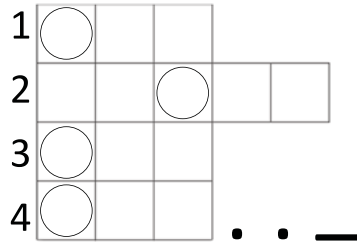
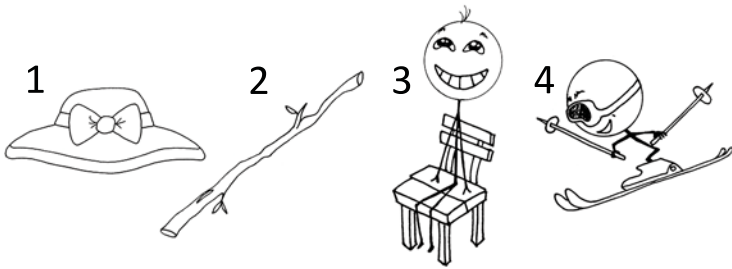
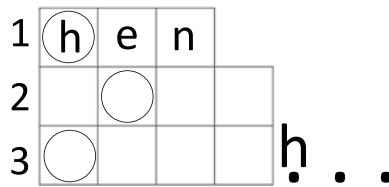
Napiš předložku.



Vyškrtni slova, ve kterých neslyšíš hlásku h:



♥ Vytvoř slova:

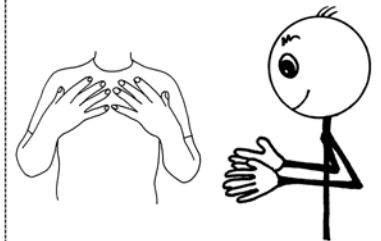


Pozor!

ř + ě = ř Přečti:
d ř d ř d ř d



this česky: tento, tato, toto



☆ Napiš:

1 This








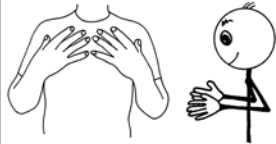
2 ___..

3 ___..

4 ___..


5 ___..

☐ Věty přečti a přelož.

	přečti	napiš	
	hat	• • •	 klobouk
	hen	• • •	 slepice
	hit	• • •	 udeřit, zasáhnout, úder, rána
	hot	• • •	 horký, horko
	hop	• • •	 skákat na jedné noze
	hiss	• • —	 syčet
	<u>th</u>is	— • •	 toto (na co mohu ukázat)
	<u>I</u> have	— • • • •	 já mám

Přečti: **hips** **hectic** **hint**
boky *rušný* *nápověda*


Nauč se:



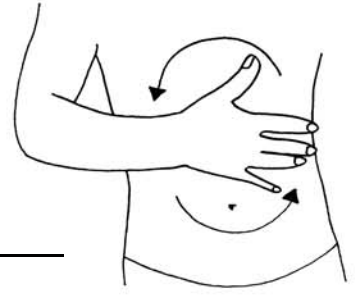
Zopakuj si:

o p t o c s k s p a h y p l i h l e h a d





M m



1




• ~ • • —

2



• — • • e

3




• • • —

4



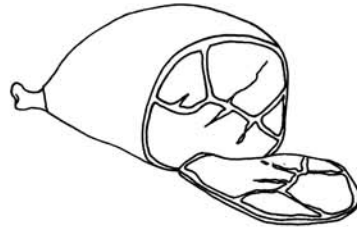
• — • e

5




— •

6



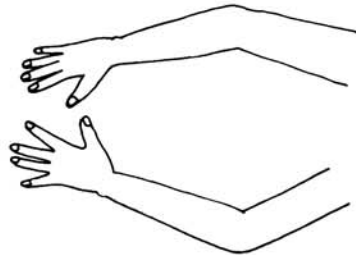
• • •

7



— — • •

8



— • •



• • •

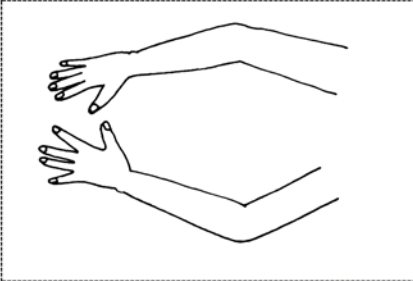
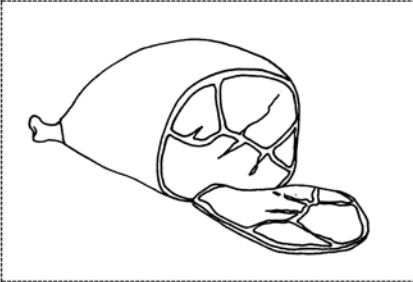

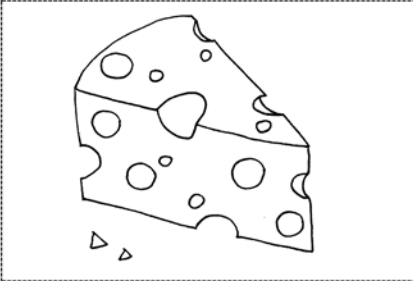




• ~ • • •

• — •

• • • •

• • • •

	I		am
	<i>já</i>		<i>jsem</i>
	I		
	<i>já</i>		am not
			<i>nejsem</i>



♥ Napiš:

I am _ . . **I am not** _

☆ Přečti a předved'. Přelož.

- | | | | | | |
|---|--|--|----|--|--|
| 1 | | | 7 | | |
| 2 | | | 8 | | |
| 3 | | | 9 | | |
| 4 | | | 10 | | |
| 5 | | | 11 | | |
| 6 | | | | | |

△ Kterou větu řekne:

<input type="checkbox"/>	<input type="checkbox"/>	<input type="checkbox"/>	<input type="checkbox"/>
7			

♥ Použij a nebo an:

a



an

a



an

a



an

a



an

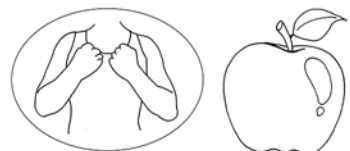
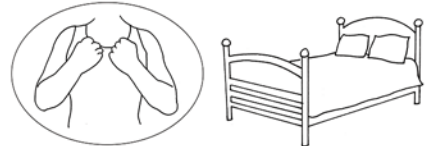

a



an

	<u>I</u> já		<u>my</u> moje
---	----------------	--	-------------------

☆ Přečti a předved':



△ Poslouchej, kroužkuj a napiš:




I

my

□ Poslouchej, zakroužkuj, vybarvi a napiš:

1



It is my net.

2



.....

3



.....

4




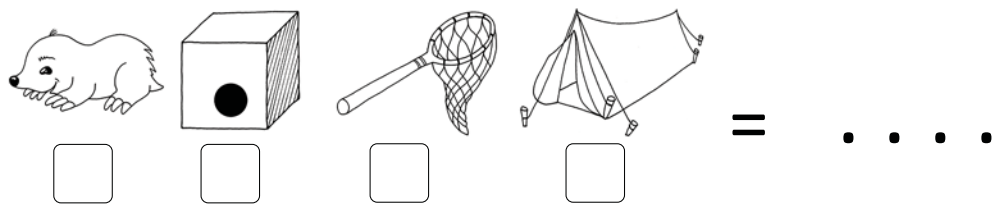

.....

5



.....


♥ Napiš hlásku, na kterou slovo začíná:




☆ Přečti a přelož:



Hello, I am Matt.

I am . I am not sad. I have a pet.

My pet is black. I can't  ham.

I can drink mint .



Hi, I am Sally.

I am . I am not sick. I have a tent.

I can camp in my .

I can't stamp in my tent.



△ Napiš a nakresli o sobě:

Hello, I am _____.









I am _____.

I am not _____.

I have _____.

I can _____.

I can't _____.

přečti	napiš		
man	. . .		muž, člověk
camp		kemp, kempovat
ham	. . .		šunka
mint		máta, mátový
stamp		razítko, dupat
I am	- . .		já jsem
I am not	-		já nejsem
my	. -		moje

Přečti: mess miss Miss mat mist map

nepořádek chybět slečna kobereček mlha mapa

Nauč se:

Přečti:

t + h = th s th s th s th s th

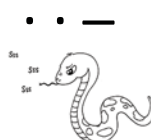




thanks / thank you




Zopakuj si:

lohel ih shis iths mlap wims





Rr



1




• • - • e

2




• • -

3




• • •

4




• • • • • • • • • •

5




• • •

6




• • - •

7








• • •

8



• • • -



• • •
r

• • - •

• • • • •

• • • • -

• • • • -



has

česky: má

This is Rob.

Rob is a



Rob **has** a



This is Carl. Carl is a




Carl **has** a



This is Spotty. Spotty is a



Spotty **has** a



This is Pecky. Pecky is a




Pecky **has** an



This is Molly. Molly is a



Molly **has** a



♥ Přepiš a nakresli

1 I h a v e a r a m.


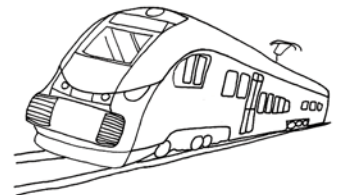



—

2 My r a m c a n h o p.

.. —

3 My r a m h a s a h a t.

.. —



♥ Doplně:

Dad _____



a



can

Dad _____



a



Dad _____



a



can't

Dad _____



a



Dad _____ pat a ram.




Přečti věty o mamince a o sobě.

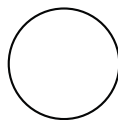


Poslouchej a nakresli:


1 This is a




2 This is a



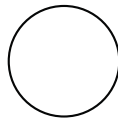
3 This is a



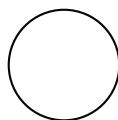
4 This is a



5 This is a



6 This is a



□ Vylušti a napiš:


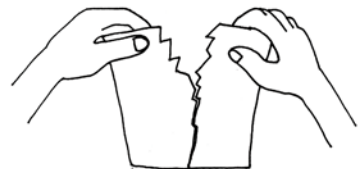

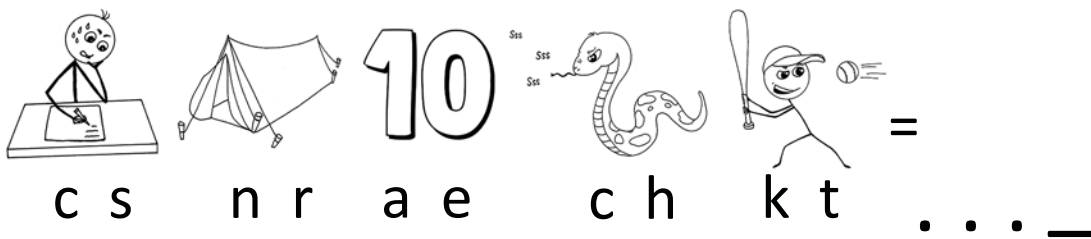

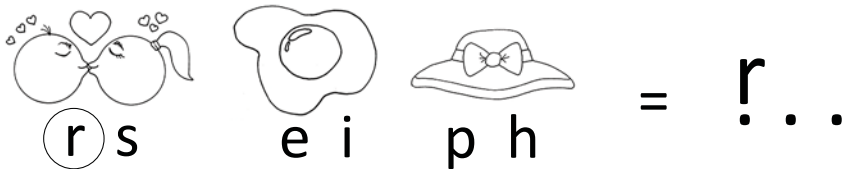
1 is This hen. a _____

a nest. has This hen _____


2 is This man. a _____


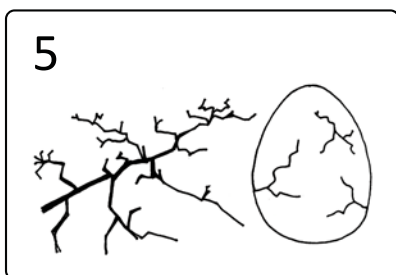


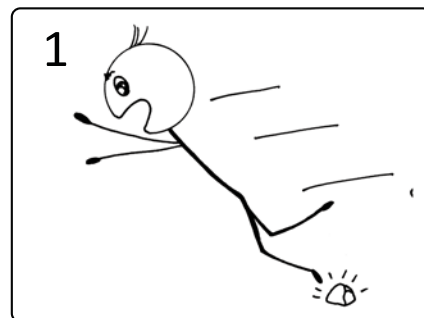
a hat. has This man _____



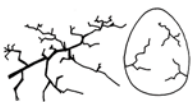





♥ Vytvoř slova. Vyber hlásku, kterou obrázkové slovo **NEOBSAHUJE**:



☆ Přečti a spoj s obrázkem:

- 2 Mom isn't strict.
- I can trip.
- This is a  trip.
- An egg can crack.
- My dog can rip a hen.



	přečti	napiš	
	rat	. . .	 krysa
	rip	. . .	 trhat
	cr<u>ack</u>	. . . _	 prasknout, rupnout
	strict	 přísný, -á, -é
	trip	 zakopnout výlet
	ro<u>ck</u>	. . _	 houpat se kámen
	ram	. . .	 beran
	has	. . .	 má

Přečti: risk trap rest rap strap
riskovat past odpočívát ťukat řemínek

Nauč se:



one

~ . . o




two

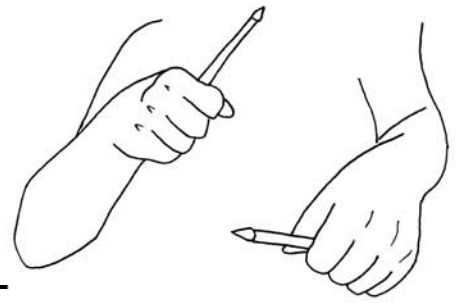
. . o ~

Předved' pantomimou:






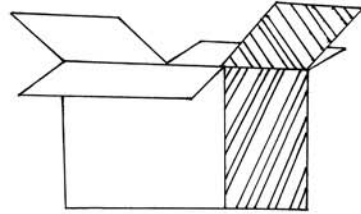
D d



1



2



3



4




5



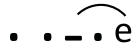

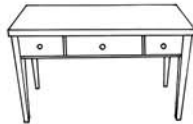

6



7



8




d

Množné číslo: S

♥ Napiš:



two rats



o ~



o ~




o ~

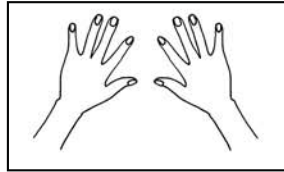
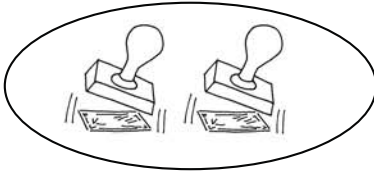
Slyšíš:



nebo








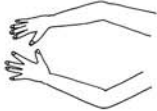
two stamps



two hands

☆ Poslouchej a označ:

△ Přečti.



□ Dopln - one / two: ○ Přečti a spoj s obrázkem.

Nepravdivý obrázek škrtni:

1 Dad has _____ big tent.



2 I have _____ bad cats.



3 I have _____ bad test.



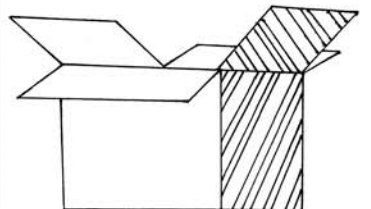
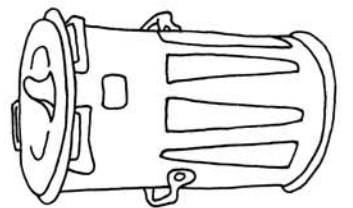



4 This hen has _____ eggs.



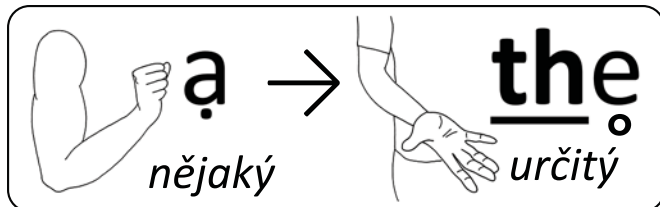
5 My dentist has _____ wet hand.



6 Mom has _____ red dress.



♥ Vyslov: d - th - d - th - d - th - d - th - d



☆ Napiš:

A dress. The red dress.




: . . . — — o —

A man. The strict man.



: . . . — o


△ Přečti:



□ Přečti a přelož tyto věty:

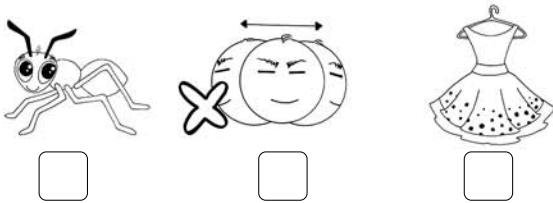
- 1 . .
- 2 . .
- 3 . .
- 4 . .
- 5 . .
- 6 . .
- 7 . .

♥ Napiš hlásku, kterou slovo začíná a dokonči věty:





d □ □ □ □ □ □

This man is a d



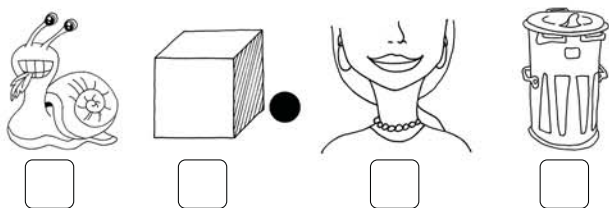

□ □ □

This is my Mom . . . Dad.



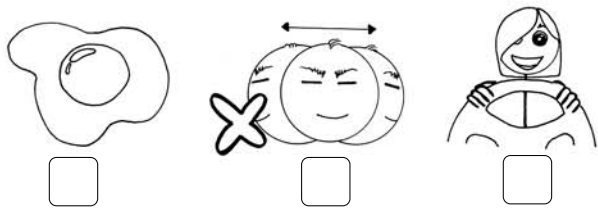
□ □ □ □ □

I can sit and I can



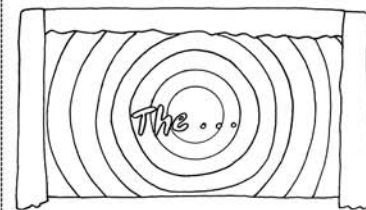
□ □ □ □

I can't stand in hot



□ □ □


This is the . . . !



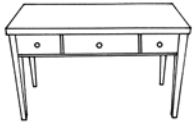













★ Dopiš podle obrázků:




. nd .. nd .. nd .. nd . nd



	přečti	napiš		
	head	. . o .		hlava
	hand		ruka
	desk		lavice
	sad	. . .		smutný, -á, -é
	drink		pít, nápoj
	dad	. . .		taťka
	dress	. . . —		šaty
	and	. . .		a
	red	. . .		červený, -á, -é
	sand		písek
	pond		rybník
	dentist		zubař
	stand		stát
	end	. . .		konec

♥ Přečti:

Pinky

This is Pinky. Pinky isn't a rat. Pinky is a . Pinky is pink and happy.



Pinky is in the . Pinky has a  on the desk.

Pinky can sit on the desk. Pinky can  this .



Hissy

This is Hissy. Hissy isn't a . Hissy is a .

Hissy is in the tent. Hissy is in bed. Hissy is sick and sad.

Hissy can't hiss. Hissy can drink hot . The  is in the cup.

☆ Nakresli Pinky a Hissy:



































































△ Nauč se:

















This is the end! Bye!



Slovní zásoba JBE 2 - ústně:

e	1)  Egg – vajíčko	2)  nest – hnízdo	3)  bed – postel	4)  desk – stůl
	5)  hen – slepice	6)  book – kniha	7)  red – červený	8)  pen – pero
c/k	1)  kite – drak	2)  kettle – konvice	3)  drink – pít	4)  tea – čaj
	5)  cold – zima	6)  yellow – žlutý	7)  cup – hrníček	8)  cap – kšiltovka
ck	1)  pack – balit	2)  snack – svačina	3)  kick – kopnout	4)  pick – sbírat
	5)  peck – klovat	6)  stick – klacek	7)  tick – klíště	8)  sick – nemocný
o	1)  frog – žába	2)  pond – rybník	3)  rock – skála	4)  star – hvězda
	5)  strong – silný	6)  legs – nohy	7)  orange – pomeranč	8)  hot – horký
h	1)  brown – hnědý	2)  house – dům	3)  tree – strom	4)  girl – holka
	5)  hedgehog – ježek	6)  head – hlava	7)  horse – kůň	8)  hill – kopec
m	1)  ham – šunka	2)  monkey – opice	3)  small – malý	4)  mouse – myš
	5)  mole – krtek	6)  cheese – sýr	7)  eat – jíst	8)  arms – paže
r	1)  drive – řídit	2)  boy – kluk	3)  car – auto	4)  tractor – traktor
	5)  bus – autobus	6)  train – vlak	7)  ram – beran	8)  cross – kříž
d	1)  dustbin – popelnice	2)  box – krabice	3)  doll – panenka	4)  dress – šaty
	5)  duck – kachna	6)  drum – buben	7)  purple – fialový	8)  turtle – želva

Body language:



EVROPSKÁ UNIE
Evropské strukturální a investiční fondy
Operační program Výzkum, vývoj a vzdělávání



GRADE 2

Jolly Body English

Pětidílný pracovní sešit pro 1. stupeň ZŠ
vycházející z metody Jolly Phonics využívající Body Language.

Metodika

Mgr. Jana Bártová
bartova@zsko68nj.cz

-

Ilustrace

Bc. Kamila Bártová

-

Grafická úprava

Mgr. Kateřina Bílková

-

Rytmika / Hudba

Mgr. Michaela Mrštíková