


# GRADE 1

Name: \_\_\_\_\_

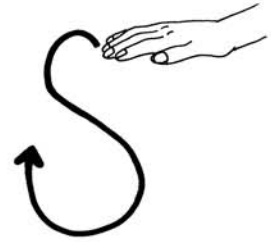
## Jolly Body English




Workbook



S s




1



s . .

2




. . -

3



. . - . e

4



. . - . -

5




. . - .

6




. -

7



. . - .

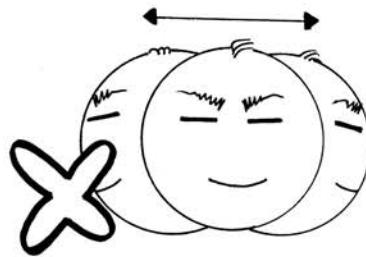
8



. . . -






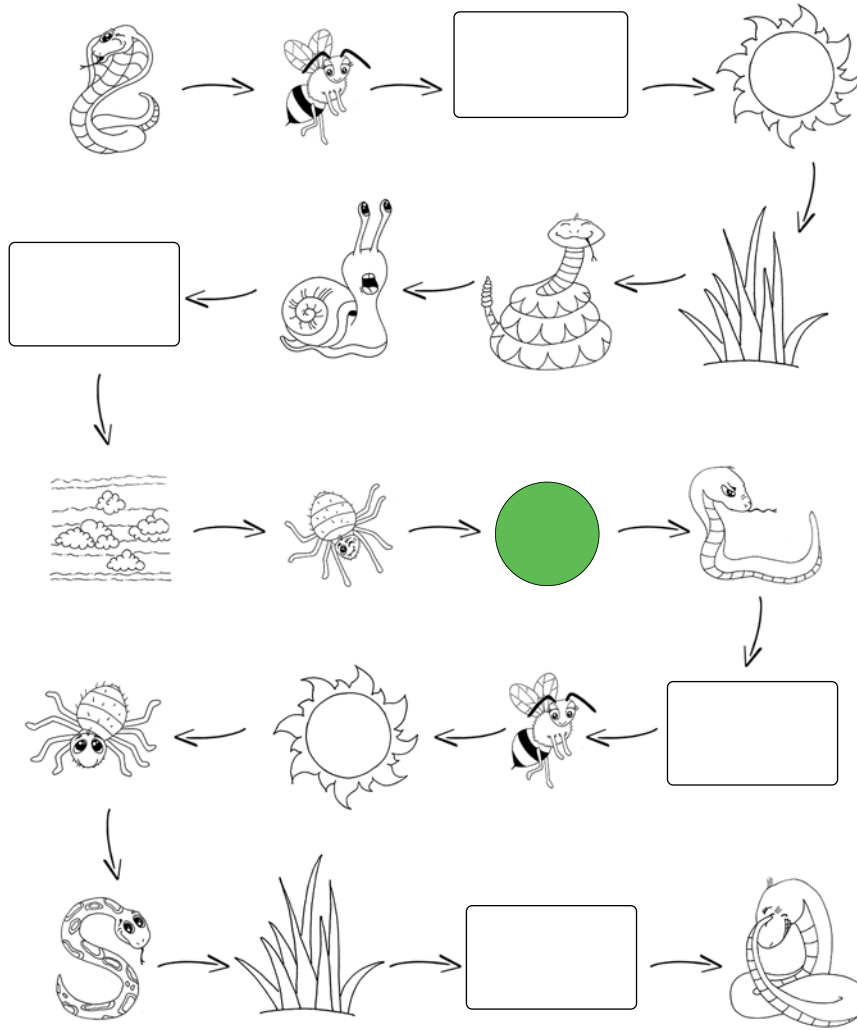


. . .



. -

☐ Poslouchej, vybarvi, dokresli a přečti:




♥ Poslouchej, spoj sport a zvíře:

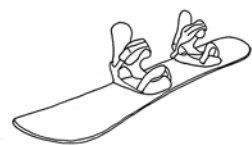
1



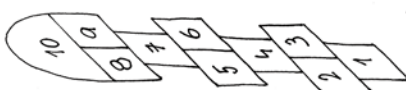
2



3



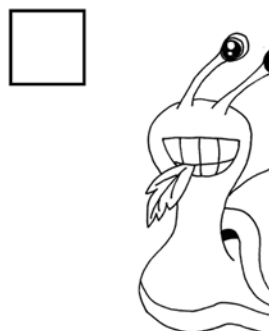

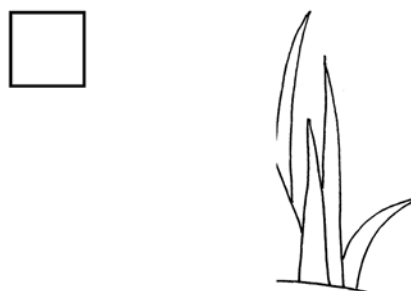


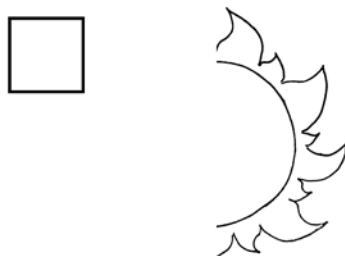
4




☆ Škrtni slova,  
ve kterých neslyšíš hlásku s:



♡ Označ pořadí, dokresli a přečti:





# A a



1



. a .

2



. . . .

3



. . .

4



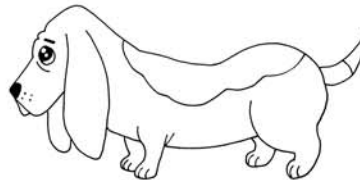
. . .

5




. . .

6




. . .

7



. . . —


8



. . .

△ ANO nebo NE?


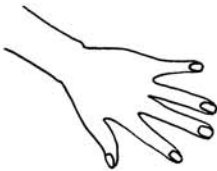
1





2




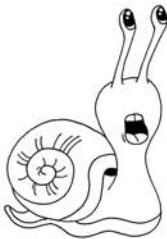
3




4




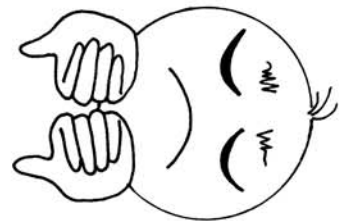

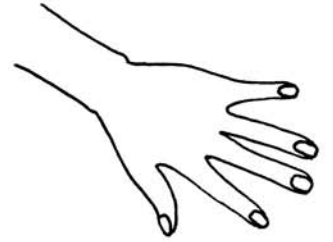
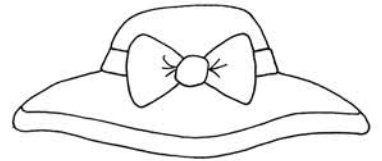



5




6





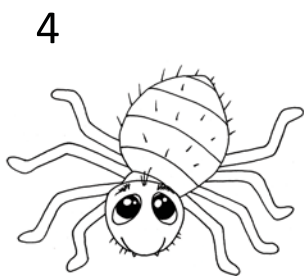
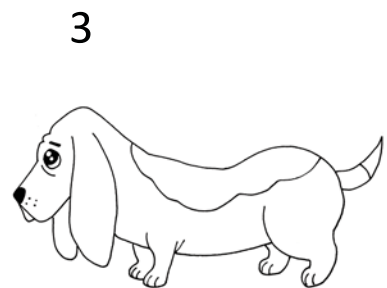
7




△ Škrtni slova,  
ve kterých neslyšíš hlásku **a**.




☆ Poslouchej a vybarvi: ● ●



♥ Vybarvi obrázky s hláskou:



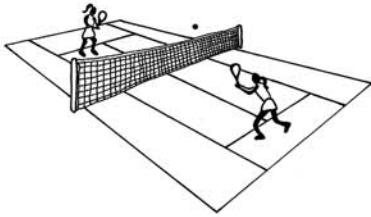
Handwriting practice lines consisting of three sets of horizontal lines: a solid top line, a dashed middle line, and a solid bottom line.



# T t

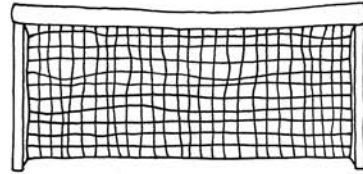


1



t . . \_ . .

2



. . .

3



. \_ .

4




. . \_

5




. . .

6




. . .

7



. o h \_ . e

8



. . \_ . .

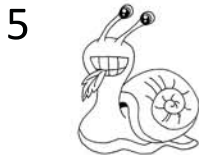





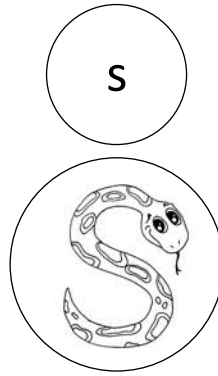
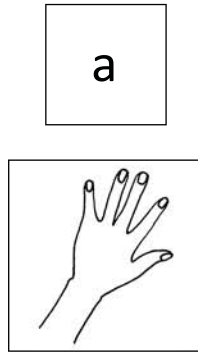
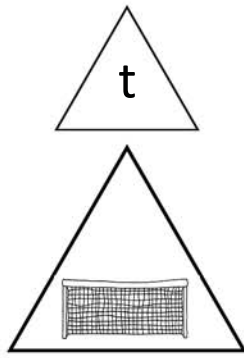


. . .

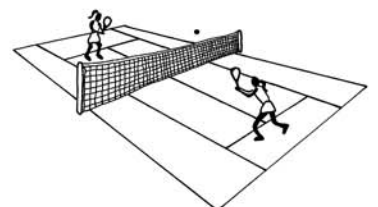
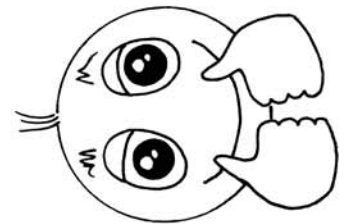

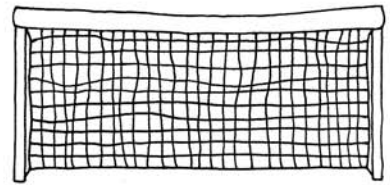



. . .

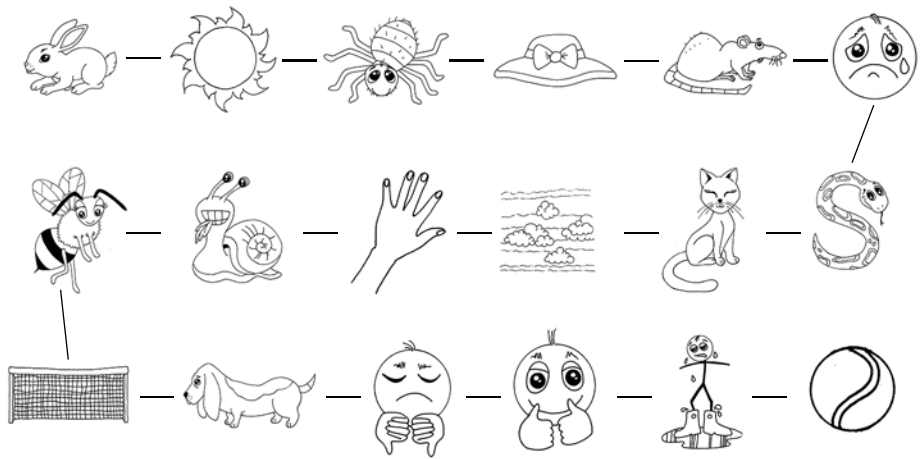
♡ Jakou hlásku slyšíš?




☆ Poznej, přiřaď, řekni anglicky.




☆ Přečti:



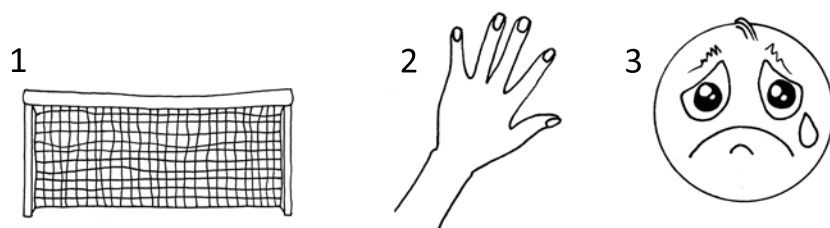
♡ Škrtni slova,  
ve kterých neslyšíš hlásku **t**.



△ Poslouchej a vybarvi:   




□ Dopiš: s, a, t

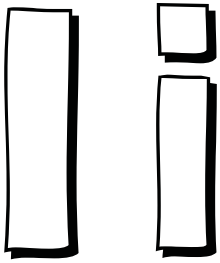


ne .


h . nd

. . d





1



2



3



4




5



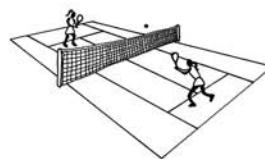
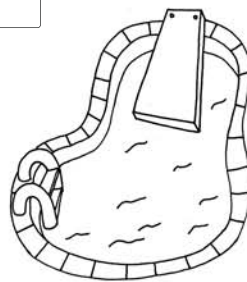
6



7



8




ş ş ă ă

Přečti: ş ş ş ş ş ş ă ă ă ă ă ă


!t .. .. to

iş .. .. je

ă : : : : : nějaký/jeden



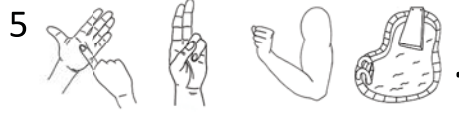
☆ Předved' pantomimou tyto věty:



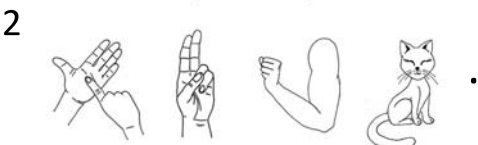
!t iş ă



!t iş ă



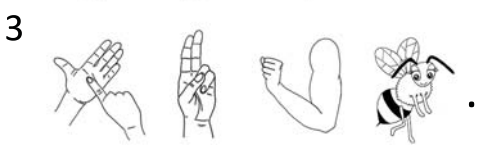
!t iş ă



!t iş ă



!t iş ă



!t iş ă



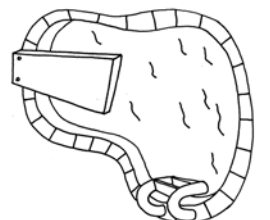
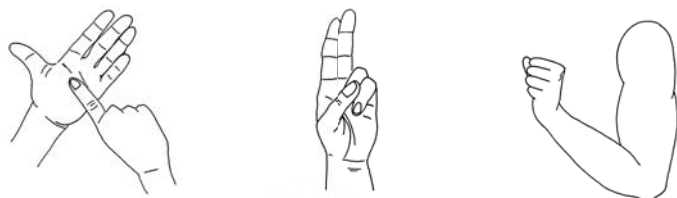

!t iş ă



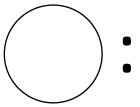



!t iş ă





!t iş ă




△ Poslouchej a vybarvi obrázek, o kterém se mluví:



☆ Nakresli:



♥ Dopiš: s, a, t, i



. e nn . .

d . d

. l . p

□ Znáš tato slova začínající na i?



. ntenet


. nd . aṅ

. gloo

. nk

i

16



# Pp




1



.. pp .

2



... .

3



.. \_ . o

4



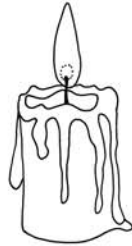
.. \_ . .

5




.. . .

6



.. . . . o

7




.. . .

8



.. \_ . e



.. - . -



.. - .



.. . . .


♥ Zopakuj si:



☆ Nauč se:

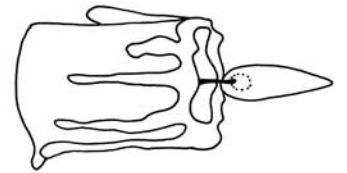
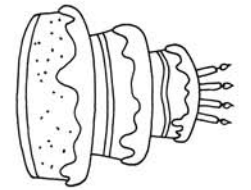
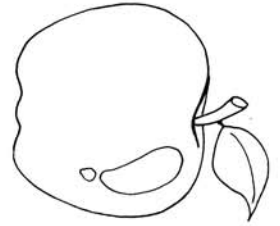


není isn't



△ Dopiš: is nebo isn't


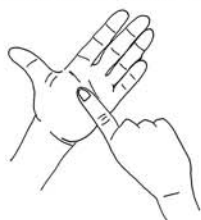
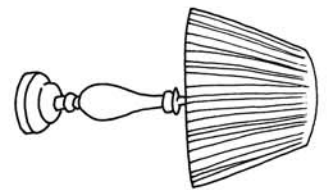
- 1 .. .
- 2 .. .
- 3 .. .
- 4 .. .
- 5 .. .




















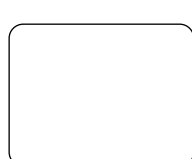
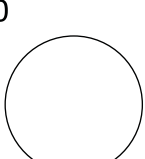

□ Přečti věty z △ a předved' pantomimou.

○ Přečti obrázkové věty:








- 1 , .
- 2 , .
- 3 , .
- 4 , .
- 5 , .



☆ Poslouchej, nakresli a přečti:

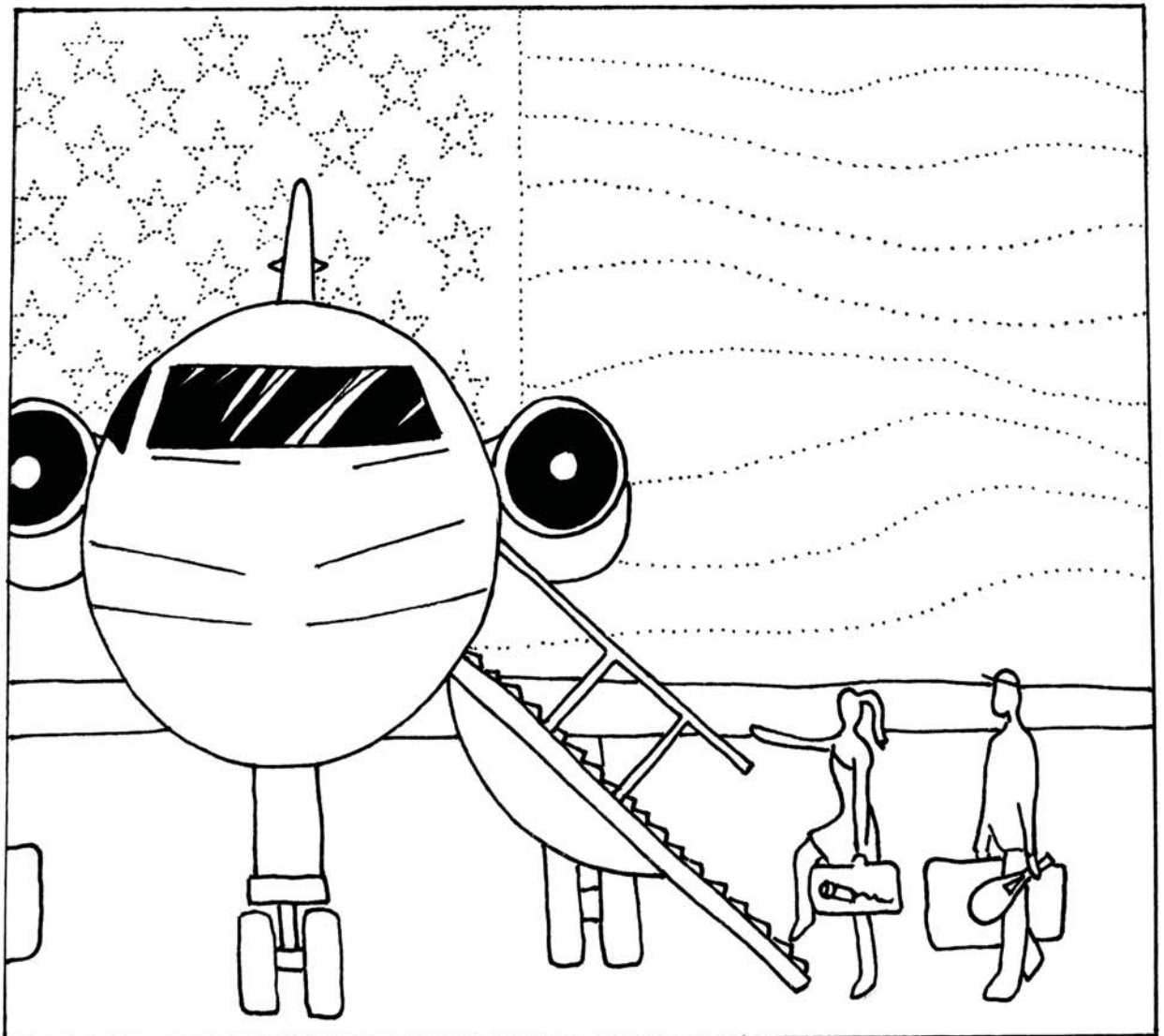
1			2		
3			4		
5			6		
7			8		
9			10		

♥ Poslouchej a číslicí zapiš pořadí.


<input type="checkbox"/>		<input type="checkbox"/>		<input type="checkbox"/>		<input type="checkbox"/>	
<input type="checkbox"/>		<input type="checkbox"/>		<input type="checkbox"/>		<input type="checkbox"/>	

△ Dopiš p:

	. ig		lam .		a _ le
---	------	---	-------	---	--------



# N n



1




... n

2



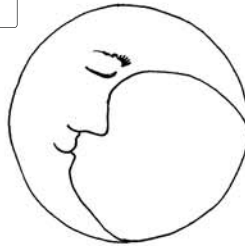
... ~ ...

3



... ..

4



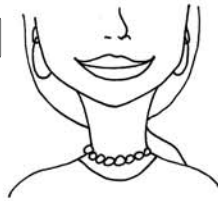
... \_ ...

5




... \_ ...

6



... \_ ...

7



... \_ ...


8



... \_ . e



... \_ ...



... ..



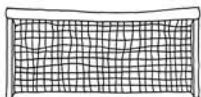
... \_ . e



... \_ ...




... ..



... ..



... \_ ...




... ..




... .. o

in




česky: v

at

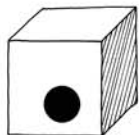


česky: u



IN nebo AT?

1



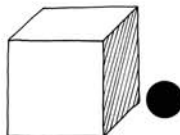
..

2



..

3




..

4



..



Dopiř a přečti:

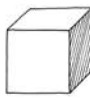
1



A



..



..



:



.

2



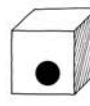
:



..



..



..



:



.

3



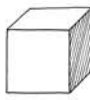
:



..



..



..



:



.

4



:



..



..



..



:



.

5



:



..



..



..



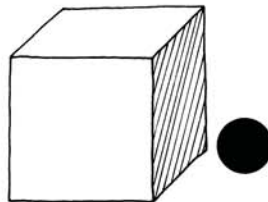
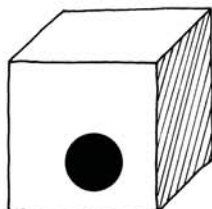
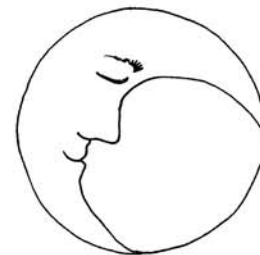


:



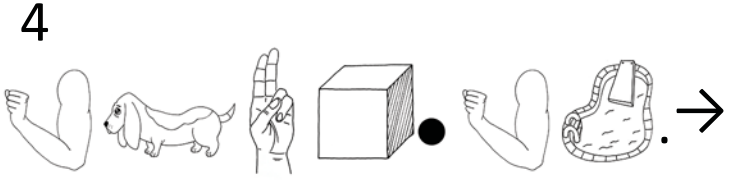
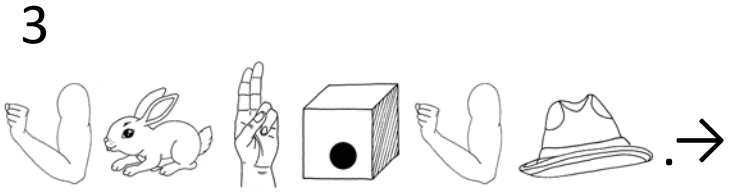
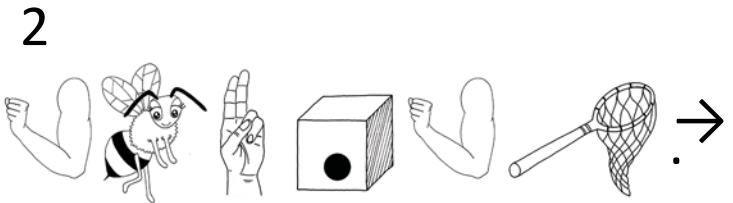
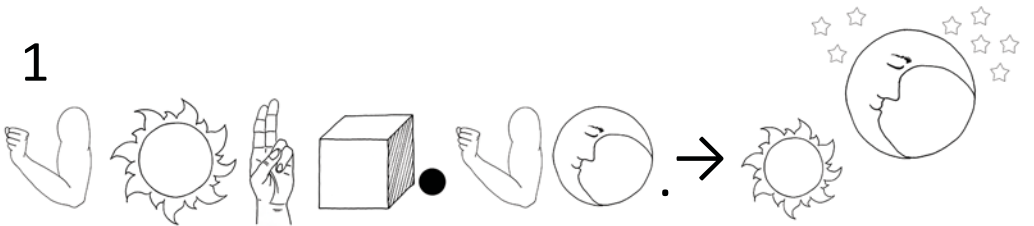
.

23


n






☆ Přečti obrázkové věty  
a nakresli obrázek:







☆ Přečti obrázkové věty  
a zakroužkuj správný obrázek:






△ Vytvoř slova:

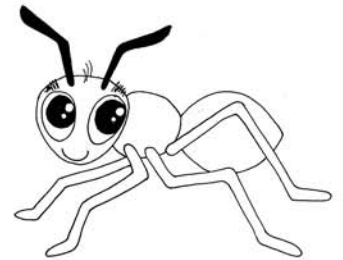
1    = p a n  
 (p) t (a) i p (n)







2    = . . .  
 p n a i t n






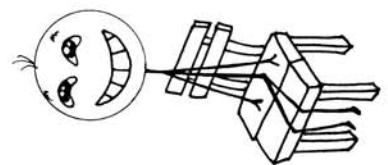
3    = . . .  
 a i p n t s



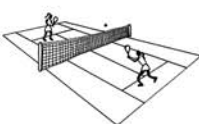


4     = . . . .  
 s t p n i a t p



5    = . . .  
 p s i a n t





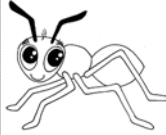




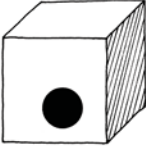
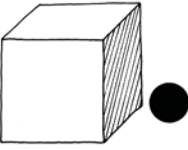


6    = . . .  
 p s a i t p



☆ Přečti a jedno slovo nakresli:









sip    tip    tin    nip    pants  
 srkat    tip    plechovka    štípnout    kalhoty

snip    spin    tap    tan  
 ustříhnout    roztočit    vodovodní  
    kohoutek    opálení  
    (sluncem)

přečti	napiš	
pan	• • •	 pánvička na smažení
pin	• • •	 špendlík, přišpendlit
ant	• • •	 mravenec
snap	• • • •	 lusknout (prsty)
sit	• • •	 sedět
pat	• • •	 poplácat
it	• •	 to (ono)
in	• •	 v (něčem)
at	• •	 u (něčeho)
iş	• •	 je
işn't	• • • •	 není

# Slovní zásoba JBE 1 - ústně:









## S

- 1)  sun - *slunce* 2)  sky - *obloha* 3)  snake - *had* 4)  spider - *pavouk*  
5)  snail - *šnek* 6)  bee - *včela* 7)  green - *zelená* 8)  grass - *tráva*









## a

- 1)  dad - *táta* 2)  hand - *ruka* 3)  bad - *špatný* 4)  cat - *kočka*  
5)  sad - *smutný* 6)  dog - *pes* 7)  black - *černá* 8)  hat - *klobouk*

## t

- 1)  tennis - *tenis* 2)  net - *síť* 3)  good - *dobrý* 4)  ball - *míč*  
5)  wet - *mokrý* 6)  rat - *krysa* 7)  white - *bílá* 8)  rabbit - *králík*

## i

- 1)  fish - *ryba* 2)  swim - *plavat* 3)  mum - *máma* 4)  ring - *prsten*  
5)  sing - *zpívat* 6)  slip - *uklouznout* 7)  blue - *modrá* 8)  pool - *bazén*

## p

- 1)  happy - *šťastný* 2)  pig - *prase* 3)  apple - *jablko* 4)  parrot - *papoušek*  
5)  lamp - *lampa* 6)  candle - *svíčka* 7)  pink - *růžová* 8)  cake - *dort*

## n

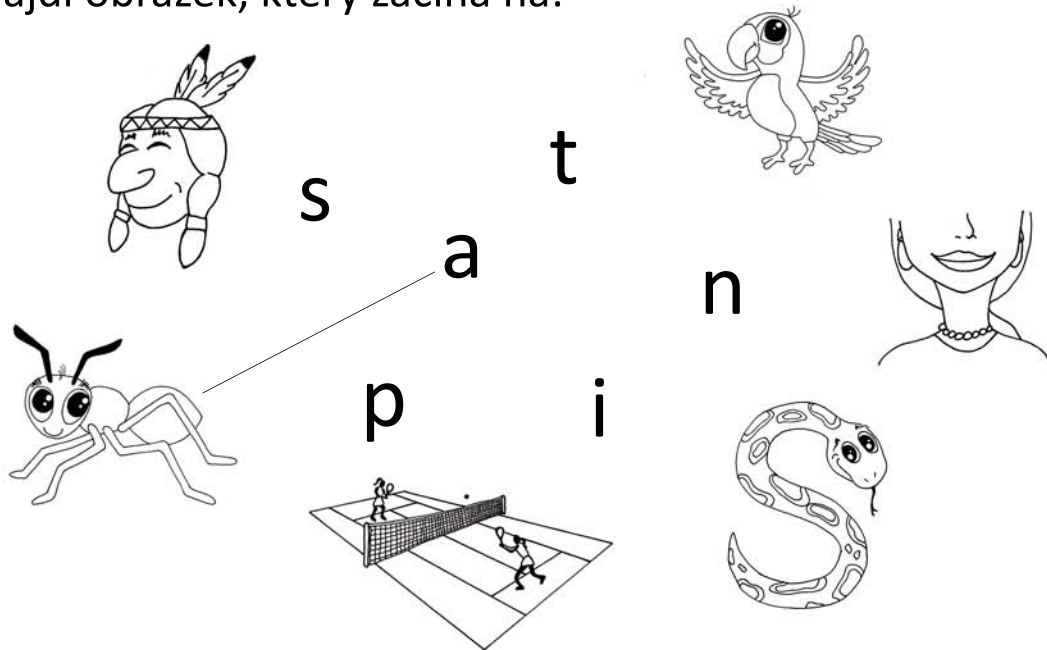
- 1)  man - *muž* 2)  woman - *žena* 3)  big - *velký* 4)  moon - *měsíc*  
5)  sleep - *spát* 6)  neck - *krk* 7)  grey - *šedá* 8)  plane - *letadlo*

## Body language:

-  is - *je*  isn't - *není*  it - *to*  a - *nějaký*  at - *u* (něčeho)  in - *v* (něčem)

# GRADE 1

☆ Najdi obrázek, který začíná na:



♥ Po GRADE 1 se cítím: 😊 😊 😐 😞 😞


Nakresli/napiš 2 nejlepší slova:

--	--

Nakresli/napiš 2 slova, co ti nejdu:

--	--

Vybarvi:



△ Jaké hlásky budou v GRADE 2? e, c/k, ck, o, h, m, r, d



EVROPSKÁ UNIE  
Evropské strukturální a investiční fondy  
Operační program Výzkum, vývoj a vzdělávání

  
MINISTERSTVO ŠKOLSTVÍ,  
MLÁDEŽE A TĚLOVÝCHOVY

# GRADE 1

## Jolly Body English

Pětidílný pracovní sešit pro 1. stupeň ZŠ  
vycházející z metody Jolly Phonics využívající Body Language.

Metodika

*Mgr. Jana Bártová*  
bartova@zsko68nj.cz

-

Ilustrace

*Bc. Kamila Bártová*

-

Grafická úprava

*Mgr. Kateřina Bílková*

-

Rytmika / Hudba

*Mgr. Michaela Mrštíková*